


FLETA.GOV Web Performance Metrics

Aug 1, 2016 - Aug 31, 2016

All Users
100.00% Sessions


Total Visits

4,834
% of Total: 100.00% (4,834)



Avg. Visit Duration

00:01:51
Avg for View: 00:01:51 (0.00%)



Pageviews

16,093
% of Total: 100.00% (16,093)




Unique Visitors

4,151
% of Total: 100.00% (4,151)




Avg. Pages / Visit

3.33
Avg for View: 3.33 (0.00%)



Avg. Time on Page

00:00:47
Avg for View: 00:00:47 (0.00%)



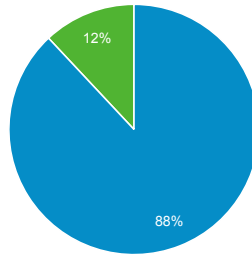
Bounce Rate

49.79%
Avg for View: 49.79% (0.00%)



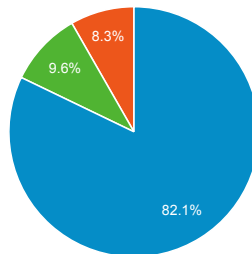
New vs. Returned Visitors

■ New Visitor ■ Returning Visitor



Avg. Visits per Visitor

■ 1 ■ 2 ■ Other



Total Pageviews

Page Title	Pageviews	Bounce Rate
Training FLET A	1,533	35.71%
Federal Background Investigator Training Program FLETA	1,259	39.90%
Accredited Programs FLETA	894	43.89%
FLETA	825	44.05%
Accredited Academies FLETA	606	35.71%

Visits by Social Network

Social Network	Sessions
Blogger	1
LinkedIn	1

Visits and Bounce Rate by Source / Medium

Source / Medium	Sessions	Bounce Rate
google / organic	3,175	51.31%
(direct) / (none)	596	50.50%
bing / organic	502	49.00%
yahoo / organic	190	45.79%
fletc.gov / referral	80	46.25%
search.usa.gov / referral	68	29.41%
usajobs.gov / referral	47	42.55%
training.hsinuat.dhs.gov / referral	32	15.62%
duckduckgo.com / referral	16	68.75%
wood.army.mil / referral	11	63.64%

